



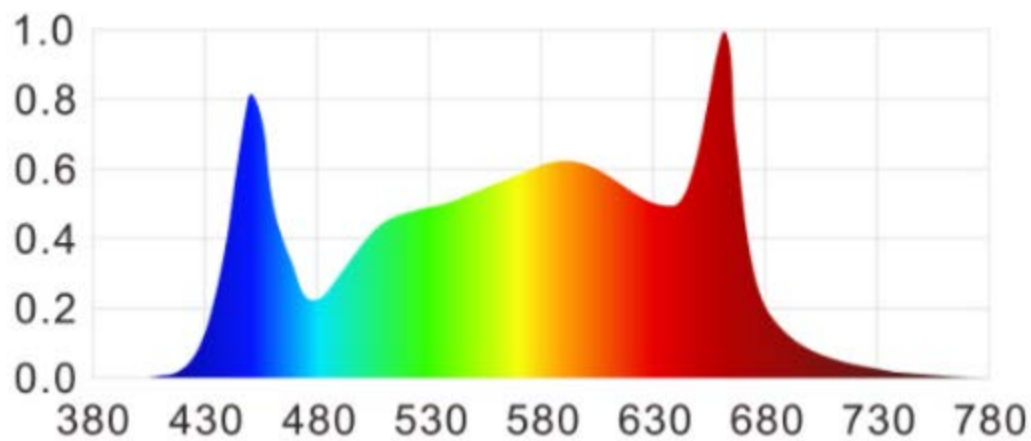
Grow Lights

MODEL NLV-EDEN-B

Designed to deliver more usable light to the plants at ultra high efficiency of $>2.7 \mu\text{mol/J}$



EDEN-B Series is designed for single and multilayer indoor growing. The driver can be placed on the fixture or can be placed on top of the rack or other convenient location. The modularity allows the customer to choose from multiple wattages of 500W to 900W. The standard 6-bar, 630W fixture delivers $1700 \mu\text{mol/s}$ at $>2.7 \mu\text{mol/J}$ efficacy. Other options are also available.



- Optimized for indoor single & multilayer growing
- 180 deg foldable to reduce shipping cost
- Perfectly tuned full spectrum grow light covering full span of wavelength range required for all stages of plant growth.
- High yielding plants with maximum energy efficiency for reduced energy and operations cost.
- Customizable spectrum, power and efficacy.
- 5-year standard warranty with lifetime greater than 50,000 hrs.
- Three full spectrum models; Professional, Mid Version and Economic Version to meet your capital budget
- IP65, UL 8800 Compliant, ETL Certified, RoHS, & CE certifications

PRODUCT OPTIONS



EDEN-B: 6 Bar Option



180 deg Foldable

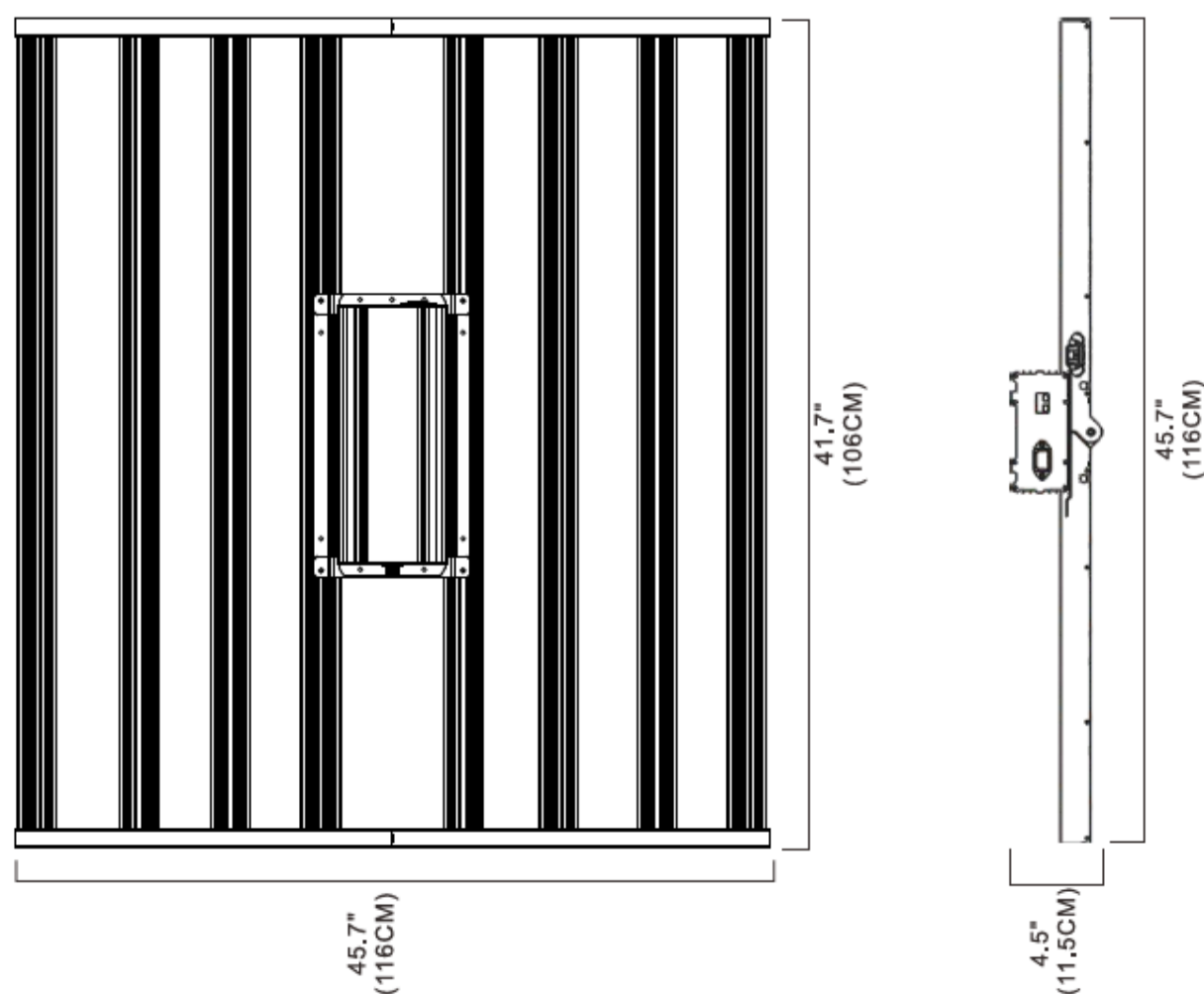


EDEN-B: 4 Bar Option

SPECIFICATIONS

EDEN-B	900W	630W	500W
Number of Bars	8	6	4
Minimum Efficacy ($\mu\text{mol}/\text{J}$)	2.7	2.75	2.7
PPFD ($\mu\text{mol}/\text{s}$)	2385	1700	1350
Bar Length (inches)	42		
Fixture dimensions (L x W x H, inches)	43.5 x 46 x 4.5		
Input Voltage	Autosensing 110V to 277V A.C.		
Lifetime (hours)	50,000		
Power Factor	>0.90		
Dimming	Manual preset, 0-10V with external controller		
Working temperature	-40C to + 40C		
LED Light Source	Samsung, Osram, Lumileds, Cree, Sanan, Seoul Semi (customizable)		

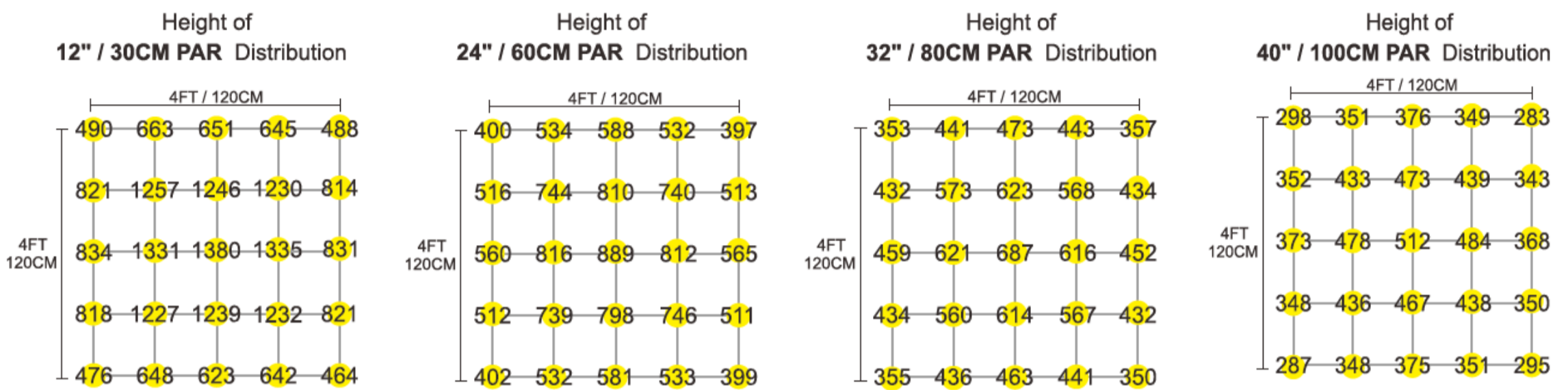
PHYSICAL DIMENSIONS



MAX AMPERAGE (A) BY VOLTAGE SERVICE

POWER (W)	100	208	240	277
900	9.00	4.33	3.75	3.25
630	6.30	3.03	2.63	2.27
500	5.00	2.40	2.08	1.81

PAR DISTRIBUTION – FULL SPECTRUM



900W-8-Bars- >2.7 efficacy

ORDERING INFORMATION

NLV - EDNB - FSXXX - XXXW - XXX-X - XB - XX

NLV - EDNR - FSXXX - XXXW - XXX-X - XB - XX

NLV NLV Lighting

EDNB EDEN Fixture Series, Model B

FS Full Spectrum

We offer customized spectrums based on customer requirements. Please make such requests through email.

XXX Efficacy – for 2.75 Enter 275

XXXW Power

XXX-X Product Version

PRO-E: pro version with highest performance

PRO-S: same efficacy, lower price

MID-S: same efficacy, lower price

ECO-C: lower efficacy, lowest price

XB Number of bars (8B – eight bars)

XX Length of each bar (42 – 42 inches)

MODEL	EFFICACY	PPF	Notes
NLV-EDNB-FS265-900W-PRO-E-8B-42	2.65	2385	
NLV-EDNB-FS265-900W-PRO-S-8B-42	2.65	2385	
NLV-EDNB-FS265-900W-MID-S-8B-42	2.65	2385	
NLV-EDNB-FS240-900W-ECO-C-8B-42	2.4	2160	
NLV-EDNB-FS270-630W-PRO-E-6B-42	2.7	1700	
NLV-EDNB-FS270-630W-PRO-S-6B-42	2.7	1700	
NLV-EDNB-FS270-630W-MID-S-6B-42	2.7	1700	
NLV-EDNB-FS240-630W-ECO-C-6B-42	2.4	1510	
NLV-EDNB-FS270-500W-PRO-E-4B-42	2.7	1350	
NLV-EDNB-FS270-500W-PRO-S-4B-42	2.7	1350	
NLV-EDNB-FS270-500W-MID-S-4B-42	2.7	1350	
NLV-EDNB-FS240-500W-ECO-C-4B-42	2.4	1150	



Contact Info

Address: 177 Park Ave, #200, San Jose CA 95113

Email: info@nlvlighting.com

Phone number: +1-408-641-1848

www.nlvlighting.com

